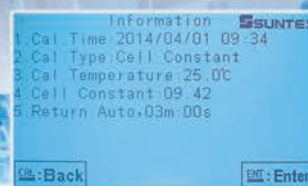
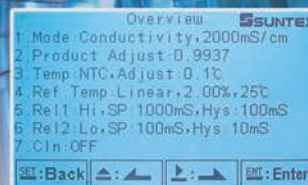


# Intelligent Conductivity Transmitters

## EC-4310 / EC-4310-RS



### Applications:

- RO System
- Cooling Water
- Medium/High Conductivity
- Aquaculture
- Ultra Pure Water
- Boiler Water
- Wastewater Treatment
- Drinking Water

### Features:

- 144 x 144 mm Intelligent Resistivity/Conductivity/Salinity/TDS Transmitter
- Equipped with Total Dissolved Solids & Salinity for versatile applications
- Max. conductivity range up to 2000mS/cm with contacting conductivity sensor
- Highest conductivity resolution up to 0.001 $\mu$ S/cm
- Waterproof and dustproof design
- Compatible with conductivity or resistivity sensor
- Compatible with 2- or 4-electrode conductivity cell
- Large LCM display with auto-sense backlight and contrast setting function
- User-friendly operation with text and graphic illustrations, clear signs and easy to understand
- With password and multi-key design—security protection enhancement
- Automatic temperature compensation with NTC30K, PT-1000, or PT-100
- Fine tuning of product adjustment function ensures high accuracy
- Temperature coefficient compensation by non-linear or linear
- Two sets of isolated current output at DC 0/4~20mA, max. load 500 $\Omega$
- Hi/Lo, Hi/Hi, Lo/Lo selectable two limited contact output with programmable set-point and hysteresis
- Automatic sensor clean function with programmable time interval
- Three separate LED indicated alarms for recognition at a glance even from far place
- IP 65 (NEMX 4X) approved

### EC-4310-RS Only:

- Measuring value can be selected for figure or chart display
- Trace mode can display historical measured value curve from 3-minute to 4-week program
- Equipped with logbook function and error diagnosis record
- Equipped with one analog output and RS-485 interface



2-Electrode



4-Electrode



# Intelligent Conductivity Transmitters

## EC-4310 / EC-4310-RS

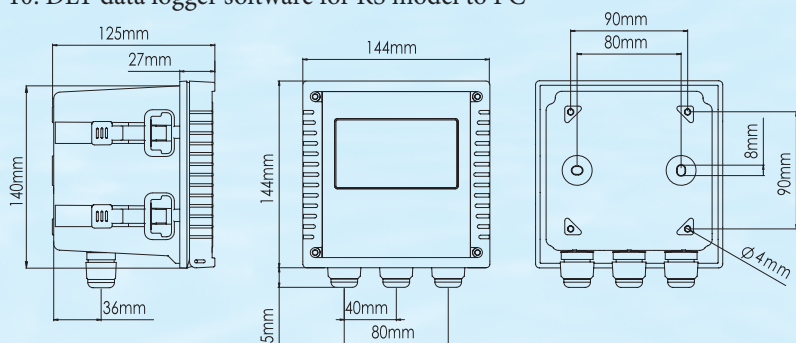
### Specifications:

Model		EC-4310	EC-4310-RS
Measuring modes		Resistivity/Conductivity/TDS/Salinity/Temp.	
Range	Resistivity	0.00 MΩ·cm~20.00 MΩ·cm	
	Conductivity	0.000 μS/cm~2000 mS/cm (depends on selected sensor )in 7 ranges; Auto or Fixed	
	Salinity	0.0 ppt~70.0 ppt (according to IOT)	
	TDS	0 ppm ~ 19999 ppm ; 0.00~199.99 ppt	
	Temp.	PT-1000/PT-100: -30.0~200.0°C ; NTC-30K: -30.0~130.0°C	
Resolutions	Resistivity	0.01 MΩ·cm	
	Conductivity	0.001 / 0.01 / 0.1 / 1 μS/cm, 0.01 / 0.1 / 1 mS/cm	
	Temp.	0.1°C	
Accuracy	Resistivity	± 1% (± 1 digit)	
	Conductivity	± 1% (± 1 digit)	
	Temp.	± 0.2°C (± 1 Digit), (excluding two-wiring PT100) Equipped with temperature error correction function	
Temperature compensation		Automatic with NTC 30KΩ/ PT-1000 /PT-100 Manual adjustment	
Calibration mode		(1) Manual cell-constant adjustment (2) Conductivity standard solution calibration	
Ambient temperature		0~50°C	
Storage temperature		-20~70°C	
Cell constant		0.01, 0.05, 0.1, 0.5, 10.00 cm <sup>-1</sup> fixed, freely selectable 0.0080~19.99 cm <sup>-1</sup>	
Temperature coefficient		Linear temperature compensation at 0.00%~40.00%, Non-linear compensation for pure water, and Off-compensation	
Display		Large LCM with auto-sense backlight and contrast function	
		Text mode	Text, Chart or Trace mode
Analog output 1		Isolated DC 0/4~20mA corresponding to measurement, max. load 500Ω	
Analog output 2		Isolated DC 0/4~20mA corresponding to Temp., max. load 500Ω	—
Serial interface		—	RS-485(MODBUS RTU or ASCII)
logbook		—	50 event records
Setting	Contact	240VAC, 0.5A max. (recommend)	
	Activate	Hi/Lo, Hi/Hi, Lo/Lo selectable two limited programmable, ON/OFF	
Wash	Contact	240VAC, 0.5A max. (recommend)	
	Time	ON: 0~99min.59sec. OFF: 0~999 hours 59min.	
Power supply		100~240VAC±10%, 7W Max., 50/60 Hz	
Installation		Wall or pipe or panel mounting	
Dimensions		144 mm x 144 mm x 115 mm (H x W x D)	
Cut out dimensions		138 mm x 138 mm (H x W)	
Weight		0.8 kg	
Protection		IP 65 (NEMA 4X)	

\*The specifications and appearance of the instrument are subject to change without notice.

### Optional Accessories:

- 2-electrode resistivity cell
- 4-electrode conductivity cell
- Resistivity cell, 0.01/0.05/0.1
- T-Connector
- Bypass chamber
- Sun shield
- Standard solution, 84/1413μs/cm and 12.88mS/cm
- Immersive holder
9. Specific cable 5M, 10M, 20M, 30M or other length upon request
10. DLT data logger software for RS model to PC



**SUNTEX INSTRUMENTS CO., LTD.**

Web site: [www.suntex.com.tw](http://www.suntex.com.tw) E-mail: [suntex@ms1.hinet.net](mailto:suntex@ms1.hinet.net)

13F., No.31, Lane 169, Kangning St., Xizhi Dist., New Taipei City 22180, Taiwan (R.O.C.)

Tel: 886-2-2695-9688 Fax: 886-2-2695-9693

Taichung Branch: 886-4-2319-7996 Kaohsiung Branch: 886-7-334-4103